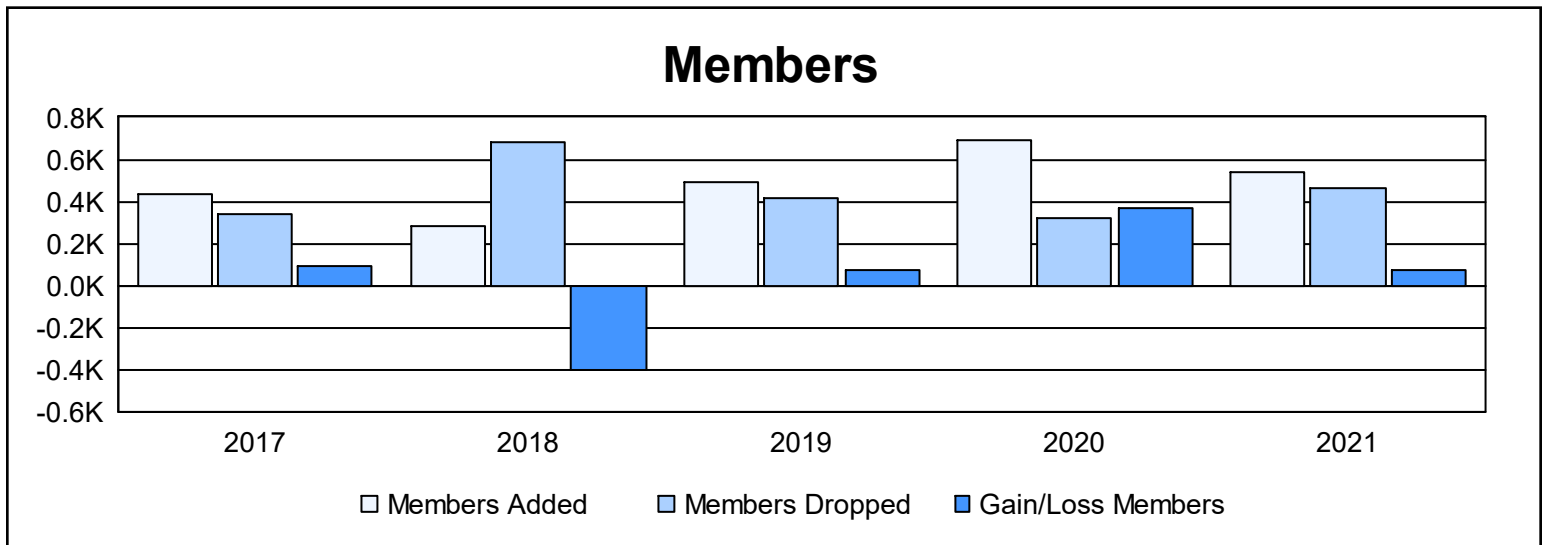
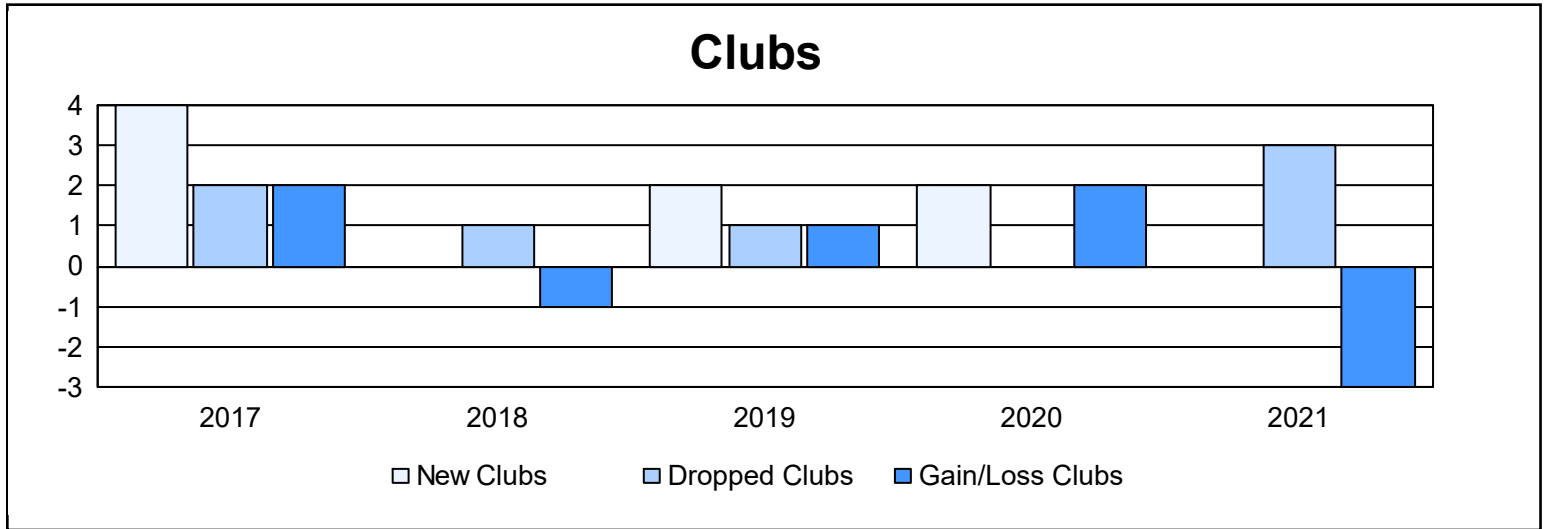
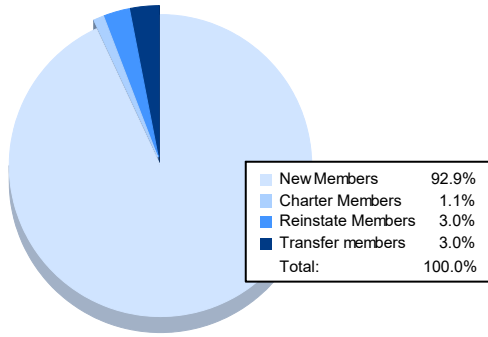


Year	New Clubs	Dropped Clubs	Gain/ Loss Clubs	New Members	Charter Members	Reinstate Members	Transfer Members	Total Member Added	Total Members Dropped	Gain/ Loss Members
2016-2017	4	2	2	263	133	33	3	432	339	93
2017-2018	0	1	-1	231	9	27	15	282	684	-402
2018-2019	2	1	1	388	74	22	10	494	418	76
2019-2020	2	0	2	502	82	93	12	689	318	371
2020-2021	0	3	-3	500	6	16	16	538	463	75
<b>Average</b>	<b>2</b>	<b>1</b>	<b>0</b>	<b>377</b>	<b>61</b>	<b>38</b>	<b>11</b>	<b>487</b>	<b>444</b>	<b>43</b>



### Membership Composition June 2021 Cumulative



### Gender Composition June 2021 Cumulative

